

March 26, 2011

Nutrition Services Update
Battle Ground
Public Schools

What's New ???

The “Healthy, Hunger-Free Kids Act” was signed into law December 2010. Its goal is to provide more children with healthier foods, using \$4.5 billion in new funding over the next 10 years.

Effective July 1, 2011:

- **F & R App. Improvements - Will Require Last Four Digits of SS# Only**
- **Requires Meal Charge Policy and Alternate Meal Provisions**
- **Must Offer Potable Water During Meal Service**
- **The “Paid” Meal Price Set By Each District Must Be as High as the Federal Free Reimbursement Rate less the Federal Paid Reimbursement Rate**



“Paid” Lunch Price Adjustment - *Required*

| | <u>2010/11</u> | <u>2011/12 Est.</u> |
|---------------------------------|----------------|---------------------|
| Federal Free Reimbursement Rate | \$2.72 | \$2.80 |
| Federal Paid Reimbursement Rate | <u>\$.26</u> | <u>\$.27</u> |
| Difference | \$2.46 | \$2.53 |
| BG Average Meal Price | \$2.35* | \$2.53** |

** Current Meal Prices: E \$2.10, MS \$2.35, HS \$2.60, Average = \$2.35*

*** Proposed Meal Prices: E \$2.25, MS \$2.50, HS \$2.85,
Average = \$2.53*

Adult Meal Price Increase From \$3.10 to \$3.25



“Paid” Breakfast Price Adjustment - *Recommended*

| | <u>2010/11</u> | <u>2011/12 Est.</u> |
|--|----------------------|----------------------|
| Federal Free Reimbursement Rate | \$1.76 | \$1.82 |
| Federal Paid Reimbursement Rate | <u>\$.26</u> | <u>\$.27</u> |
| Difference | \$1.50 | \$1.55 |
| BG Average Meal Price | \$1.20* | \$1.55** |

*** Current Meal Prices: E \$1.10, MS \$1.20, HS \$1.30, Average = \$1.20**

**** Proposed Meal Prices: E \$1.45, MS \$1.55, HS \$1.65,
Average = \$1.55**

Adult Meal Price Increase From \$1.85 to \$2.20



Healthy, Hunger –Free Kids Act *Continued*

Effective Sept. 2012:

- **Provides for a Six Cent Per Meal Incentive if Certain Nutritional Objectives Are Met**
- **Establishes New National Nutritional Standards...**

These Standards Were Published

January 13, 2011 as the:

***“Proposed Rule to Update School
Lunches & Breakfast”***

With a 90 Day Comment Period

(Ending April 13)



Proposed Rule

- Food-Based will be the only menu planning approach
- Fruit & Vegetable will be 2 separate components with added requirements for what's offered & selected by students
- New whole grain requirements
- Restrictions on sodium, calories, saturated fat, and trans fat
- Changes in milk requirements – (Non-fat or 1% only)

We are hosting an Open Forum for the Battle Ground Community to Comment on the Proposed Rule:

March 29, BGHS MC, 4:30-5:30 PM



How Are We Doing This Year



Financial Position

(February 2011– YTD)

| | |
|--|--------------------------|
| Total Program Revenues: | \$1,883,238 |
| Program Expenses: | |
| Sodexo Billing* | \$1,874,738 |
| Commodity Credit | <\$151,847> |
| District Labor (F & R Apps) | \$9,000 |
| District Expenditures | <u>\$71,000</u> |
| Total Expenses | \$1,802,891 |
| Program Position (through Feb 11) | <u>+\$80,347</u> |

*** Sodexo Bills the District \$2.655 Per Meal**



District Expenditures

- ✓ Glenwood Oven/Hood \$24,725
- ✓ Maple Grove MS Kitchen Floor \$10,600
- ✓ Hot Food Stations PHS & Captain \$9,000
- ✓ Transport Cart Replacement \$8,000
- ✓ Sneeze Guard Replacement (MGMS & PHS) \$5,900
- ✓ Repair & Maintenance \$3,275
- ✓ Meal Transport Fuel \$3,500
- ✓ Copy Machine \$2,200
- ✓ Utility Van \$2,200
- ✓ Computers \$900
- ✓ Postage \$700

*Total District Expenditures
\$71,000. In addition Sodexo has
Invested Approximately \$20K.*



Kitchen Facility Future Needs

2010/11

- | | |
|---|----------|
| <input type="checkbox"/> PHS Dish Machine Replacement | \$30,000 |
| <input type="checkbox"/> BGHS Dish Machine Repairs | \$3,000 |
| <input type="checkbox"/> MGMS Counters | \$5,000 |

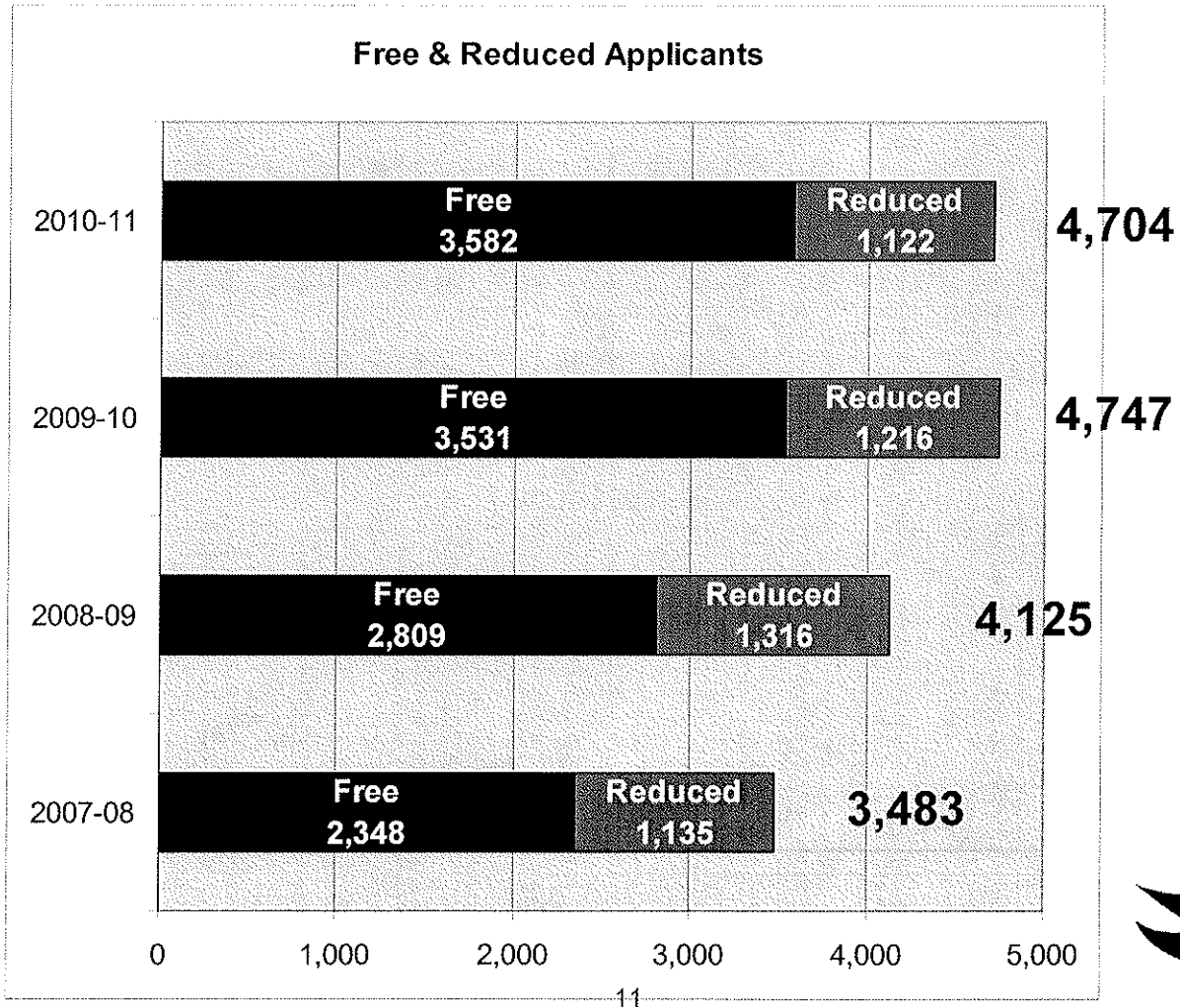
2011/12

- | | |
|---|----------|
| <input type="checkbox"/> Hot Cart Replacement (2) | \$8,000 |
| <input type="checkbox"/> BGHS Ovens | \$20,000 |
| <input type="checkbox"/> PVPS Oven | \$16,000 |
| <input type="checkbox"/> PVMS Oven | \$16,000 |

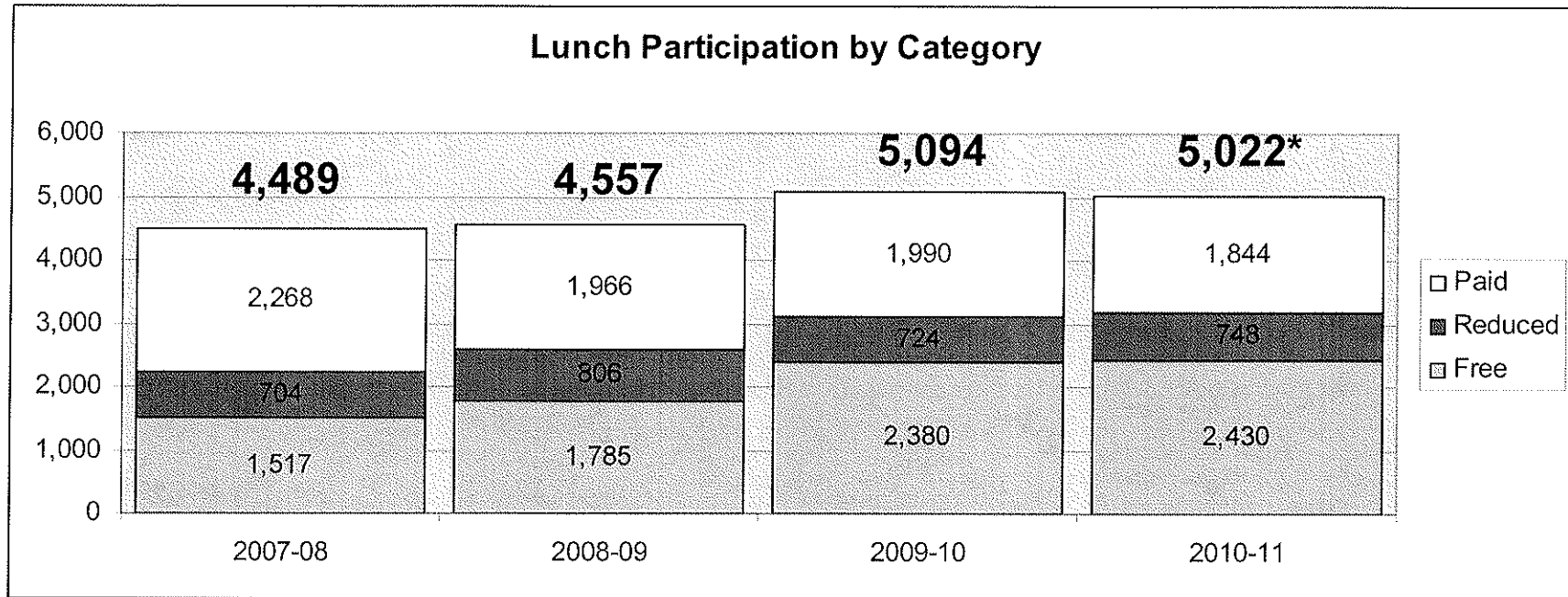


Free & Reduced Applications

(February 2011)



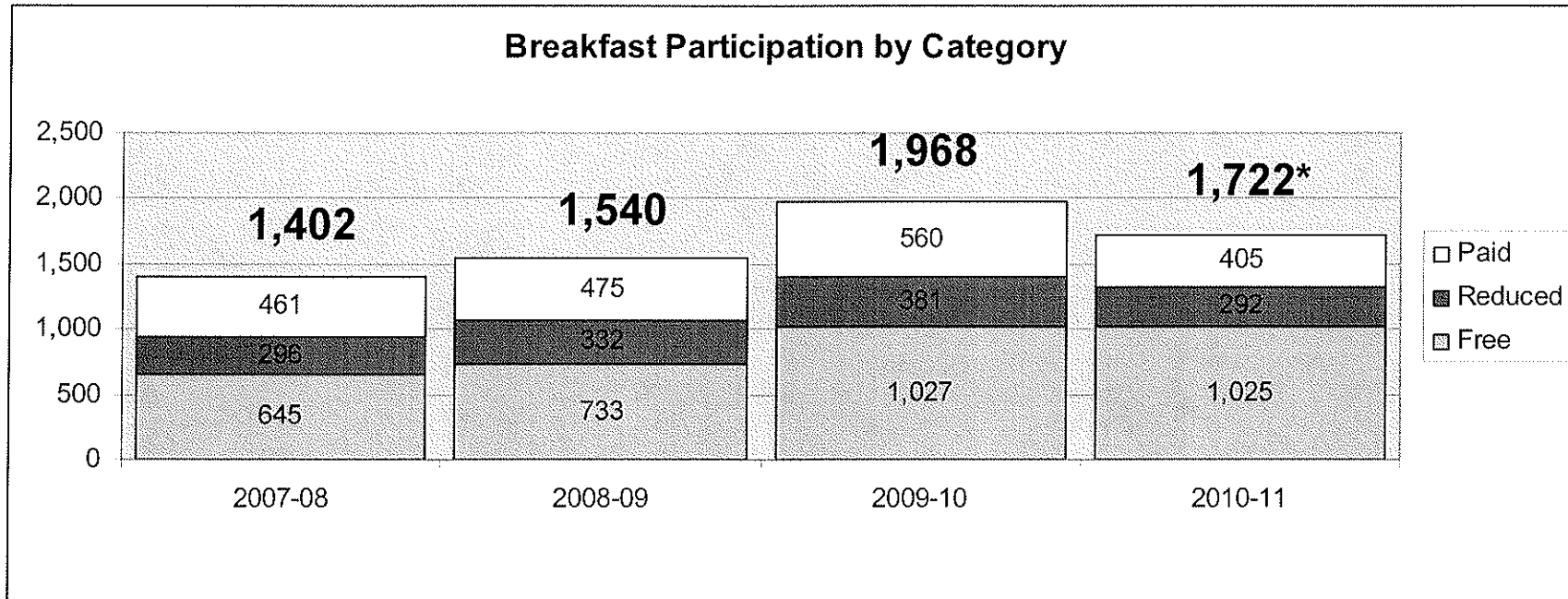
Lunch Participation Per Day



**** Less processed items offered on the elementary menu may be negatively impacting meal counts.***



Breakfast Participation Per Day



**** Yacolt down 240 Bfast per day compared to previous year – reduced serving areas from 3 to 1 so all meal counts could be recorded by category.***



Revenue & Participation Percentages

Program Revenues Per Day

| Year | Sales Revenue | Reimbursements Fed & State | Non Program Revenue /Day | Total Income | Annualized | |
|---------|---------------|----------------------------|--------------------------|--------------|-------------|--------|
| 2007-08 | \$4,496 | \$7,817 | \$3,568 | \$15,881 | \$2,779,175 | |
| 2008-09 | \$5,036 | \$8,959 | \$3,037 | \$17,032 | \$2,980,600 | 7.25% |
| 2009-10 | \$5,085 | \$11,056 | \$2,260 | \$18,401 | \$3,220,175 | 7.80% |
| 2010-11 | \$4,608 | \$11,278 | \$2,145 | \$18,031 | \$3,155,425 | -2.00% |

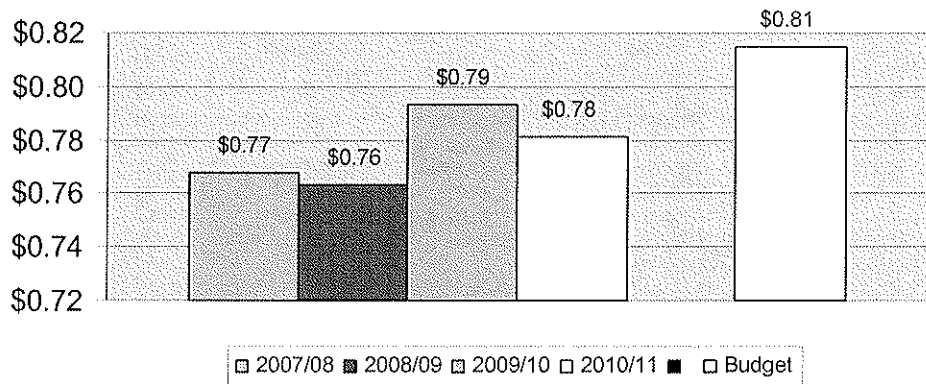
Participation Percentages

| Year | Eligible | Lunch | Breakfast |
|---------|----------|-------|-----------|
| 2007-08 | 10,392 | 43.2% | 13.5% |
| 2008-09 | 10,748 | 42.4% | 14.3% |
| 2009-10 | 10,887 | 46.8% | 18.1% |
| 2010-11 | 10,823 | 46.4% | 15.9% |

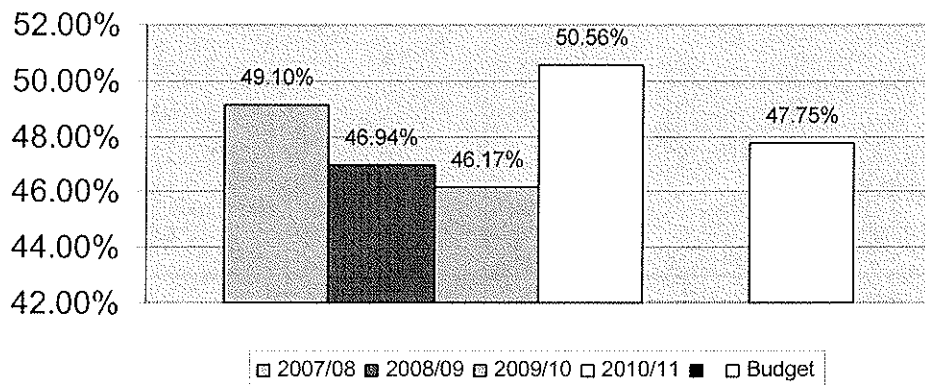


Program Expenditures

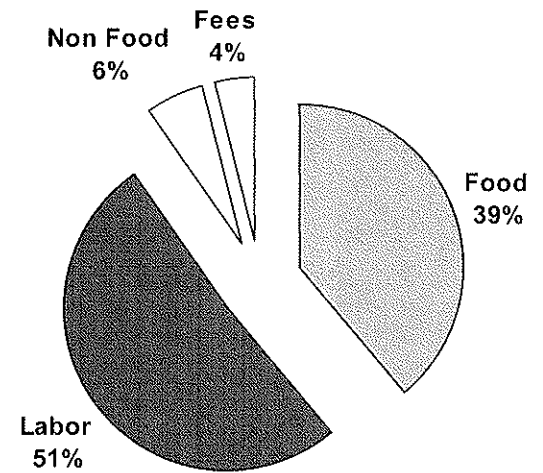
Food Cost Per Meal Annual Averages



Labor as a % of Revenue Annual Averages



Program Expenditures




Accomplishments

- ✓ Reduced “Processed” entrees by 45%
- ✓ Feature a specialty salad & sandwich daily
- ✓ Two hot entrees daily w/ “Scratch” emphasis
- ✓ Offering only white milk for breakfast

*Elementary
Menu*

- ✓ Focus on “Local” produce
on offering bars
- ✓ Added MS Culinary Rotation
- ✓ Added Limited-Time-Offer



Promotions

AHG Compliant – All Ala Carte Items




Accomplishments - *Continued*

- ✓ **Scored 100% on 3rd Party Food & Safety Audit**
- ✓ **Further Progress W/ “Sustainability” Efforts:**
 - ✓ **Converting from Plastic to Washable Silverware**
 - ✓ **SOS Program in all but a few schools now**
- ✓ **Enhanced Website:**
 - ✓ **Added Detailed Allergy Chart**
 - ✓ **Added FAQ Section for Parents**
- ✓ **Continue to Survey Students, Parents, Teachers, & Our Staff**



Special Events

- × **Serving Up Smiles (October 2010)**
- × **Fine Dine - Daybreak (December 2010)**
- × **Kids Can Cook - (February 2011)**
- × **Kitchen Staff “Chef Wars” Event (April 27, 2011)**
- × **HS Culinary Competition (May 7, 2011)**



On The Horizon

- EEO/AA Compliance Audit (April - Sodexo Employees)
- CRE/SMI Audit (May 2011)
- CBA Negotiations 2011/12 = the Last Year
- Piloting New Temperature Recording System (May)
- New Middle School Menu and Signage Program (Summer)
- Implementation of the New Regulations (Summer 2012?)

***Thank You For Allowing
Sodexo to Partner With The
BGSD for Ten Years!***

